



■ *PocketOffice for ISS45*
■ *Release Notes*
■ *20.05.10.50*
■
■

PocketOffice Release Notes

Date of Issue	Product Identification Number	Part Number	Brief Description
June 2005	45001/093	89000222	20.05.10.50 Release

**©Copyright StoreNext Retail Technologies LLC 1995-2005
All rights reserved**

This publication is protected by federal copyright law into any human or computer language in any form or by any means, electronic, mechanical, magnetic or manual. No part of this publication may be copied or distributed, stored in a retrieval system, or translated or otherwise, or disclosed to third parties without the express written permission of StoreNext Retail Technologies LLC.

StoreNext Retail Technologies LLC makes no representation or warranties with respect to the contents hereof, and specifically disclaims any implied warranties of merchantability or fitness for a particular purpose. StoreNext Retail Technologies LLC further reserves the right to revise this publication and to make changes from time to time in the contents hereof without obligation of StoreNext Retail Technologies LLC to notify any person or organization of such revision or changes.

StoreNext Retail Technologies LLC has prepared this manual for use by users, authorized third parties and personnel of StoreNext Retail Technologies LLC as a guide to the proper installation, operation, customization and/or maintenance of StoreNext Retail Technologies LLC equipment and software. The drawings and specifications contained herein are the property of StoreNext Retail Technologies LLC.

Address comments and corrections to:

StoreNext Retail Technologies LLC
Software Program Director
6100 Tennyson Parkway
Suite 130
Plano, Texas 75024

Table of Contents

Introduction	3
RPO Enhancements for ISS45	4
520 – Mix & Match Field Support	4
5118 – Cashier Notification Icons	5

Introduction

Two new features and enhancements were made recently to the RPO for ISS45 system as a result of customer change requests. These changes are reflected in the accompanying RPO release 20.05.10.50 software. The Change Request Document (CRD) number assigned to each enhancement is listed in the description heading.

These improvements are explained in detail in the following pages and are not included in your Office Users Guide or Office Administrator's Reference. Please keep this system update with your User Guides for quick reference. These changes will be included in the next release of these User Guides. If you have any questions regarding this release, please contact StoreNext Support.

RPO Enhancements for ISS45

520 – Mix & Match Field Support

The Mix and Match Code may now be added and modified within RPO Item Maintenance. The Mix and Match Code field appears as Combo Box within the Item Maintenance Profile.

5118 – Cashier Notification Icons

A new feature in this release of ISS45 will generate icons on the cashier display indicating the status of cashier requests, manager authorization requests and control checks sent to Retailix Pocket Office (RPO) from the POS. Icons let cashier know if the events have been sent to, read and/or approved by RPO RMA (Remote Manager Authorization) users.

Control checks and keyboard functions that trigger manager authorization requests will display as circles. Cashier requests from pre-defined POS keys (i.e. “Need Change”) display as diamond shapes on the POS display.

Note:

By default, Cashier Notification is turned off after RPO is installed. To enable Cashier Notification, modify the C:\Program Files\PocketOffice\Server\PalmServer.ini file and change the “**RMA_1_2=1**” General Parameter to “**RMA_1_2=0**”.

Icons are color-coded to indicate where in the approval process the event resides.

Blue – Indicates the request has been sent

Yellow – Indicates the request has been read

Red – Indicates the request was ignored

Green – Indicates the request was approved

Note:

In the case of POS Control Checks and Keyboard Function Privileges, the Green Icon indicates the **POS** button was tapped by the RPO RMA User (rather than the **Appr.** button). If the **Appr.** button was tapped, the circle icon will be removed from the POS display before turning green.

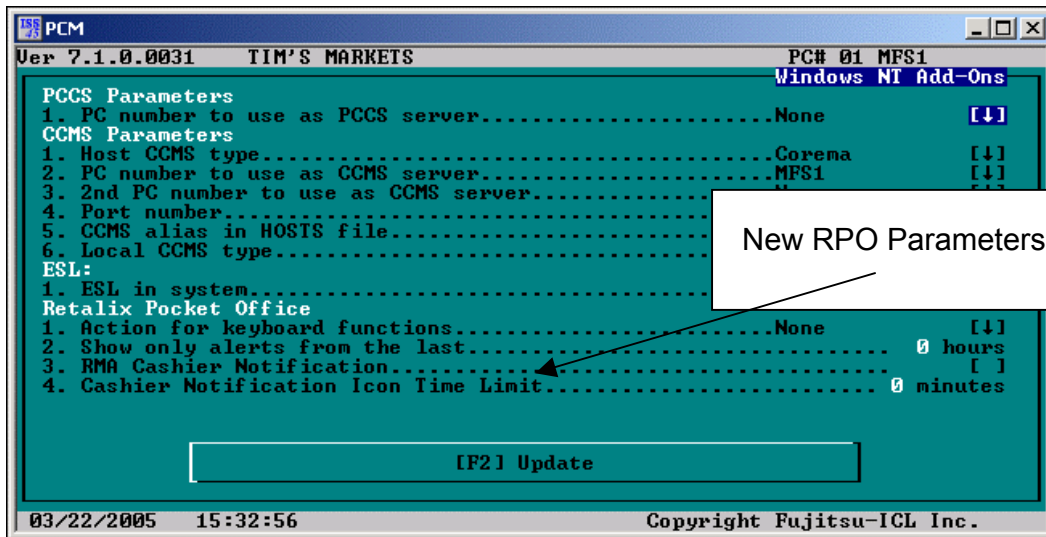
New Parameters (v7)

To implement this new feature the following parameters have been established in ISS45 v7.

Parameter	Explanation
RMA Cashier Notification	This parameter defines whether the POS displays icons indicating the status of messages sent to the RPO.
Cashier Notification Icon Time Limit	This parameter defines the number of minutes before removing a User Request Cashier Notification Icon from the POS

display.

These parameters are located under Windows NT Add-Ons screen (6,1,1,9).



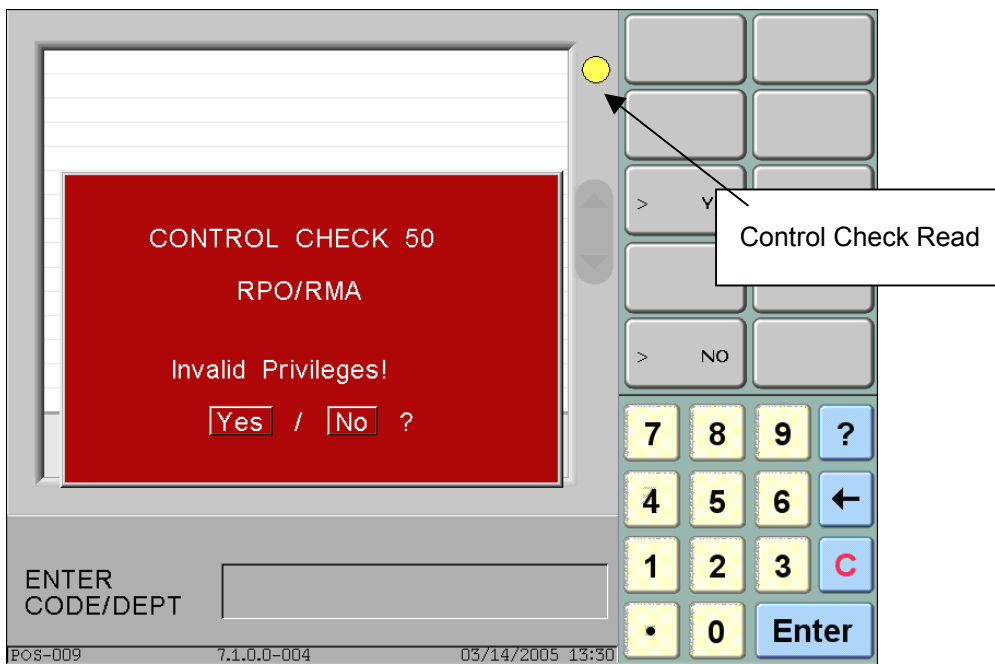
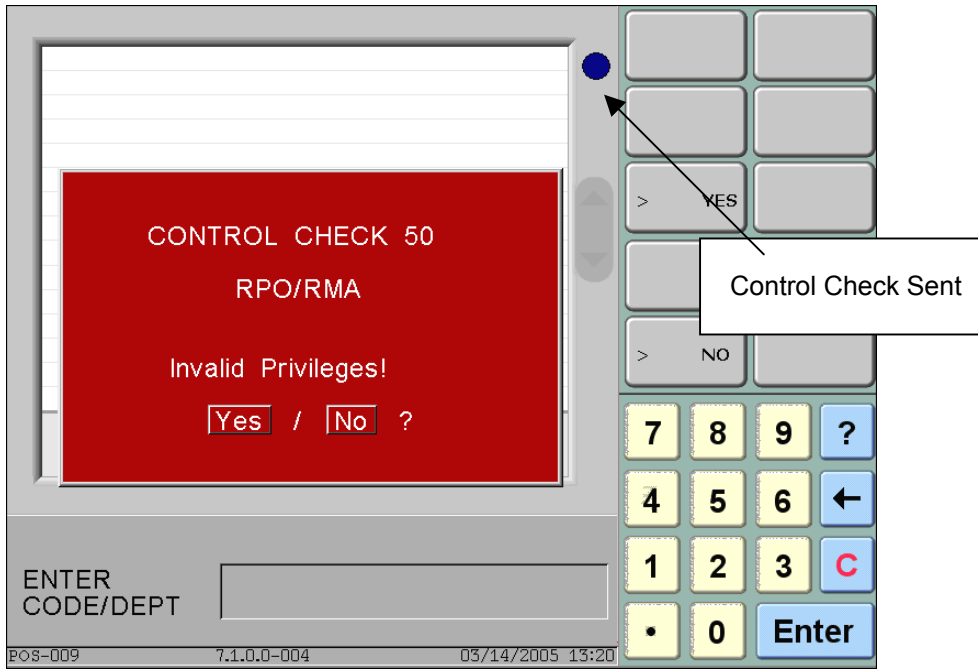
New Parameters (v8)

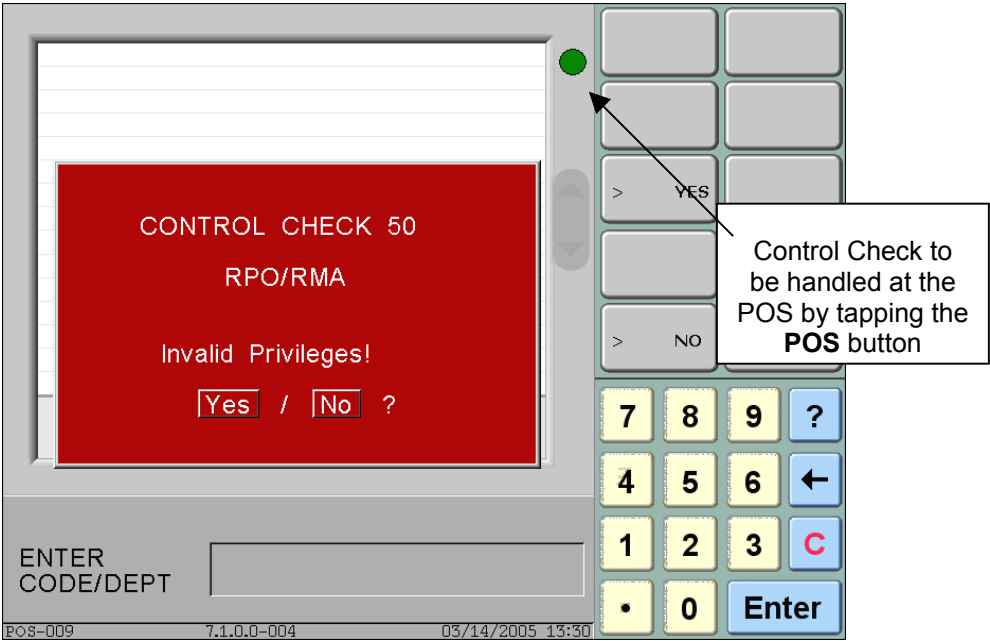
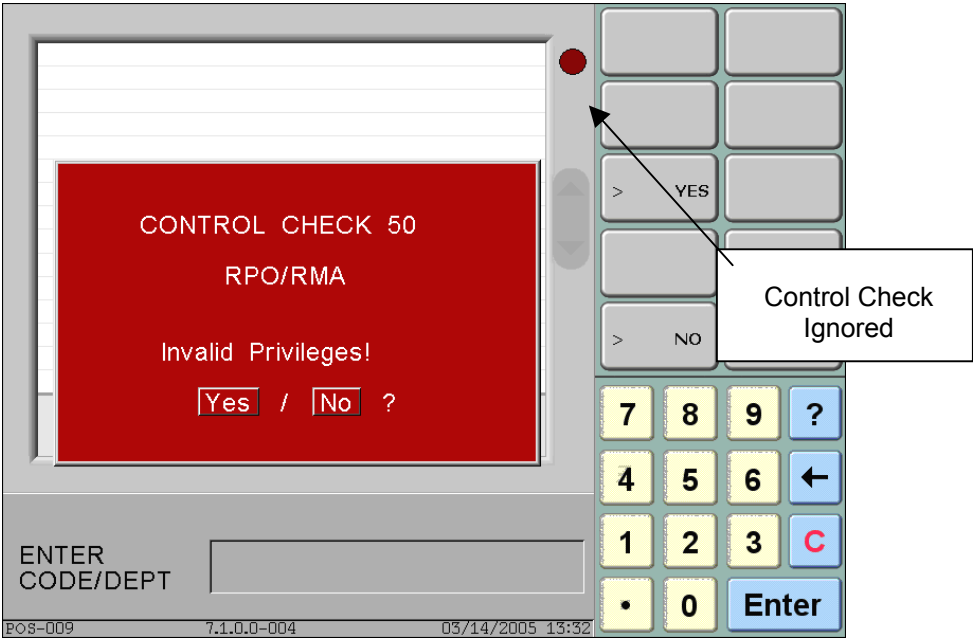
To implement this new feature the following parameters have been established in ISS45 v8. These General System Parameter are located in the Store \ Retailix Pocket Office folder.

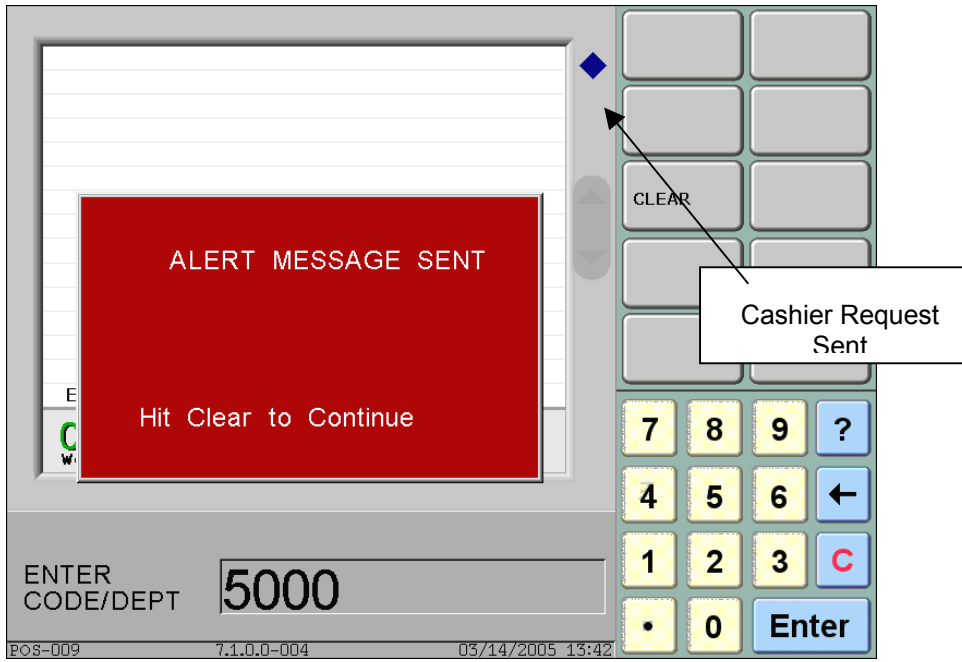
Parameter	Explanation
RMA Cashier Notification in System	This parameter defines whether the POS displays icons indicating the status of messages sent to the RPO.
Cashier Notification Icon Time Limit	This parameter defines the number of minutes before removing a User Request Cashier Notification Icon from the POS display.

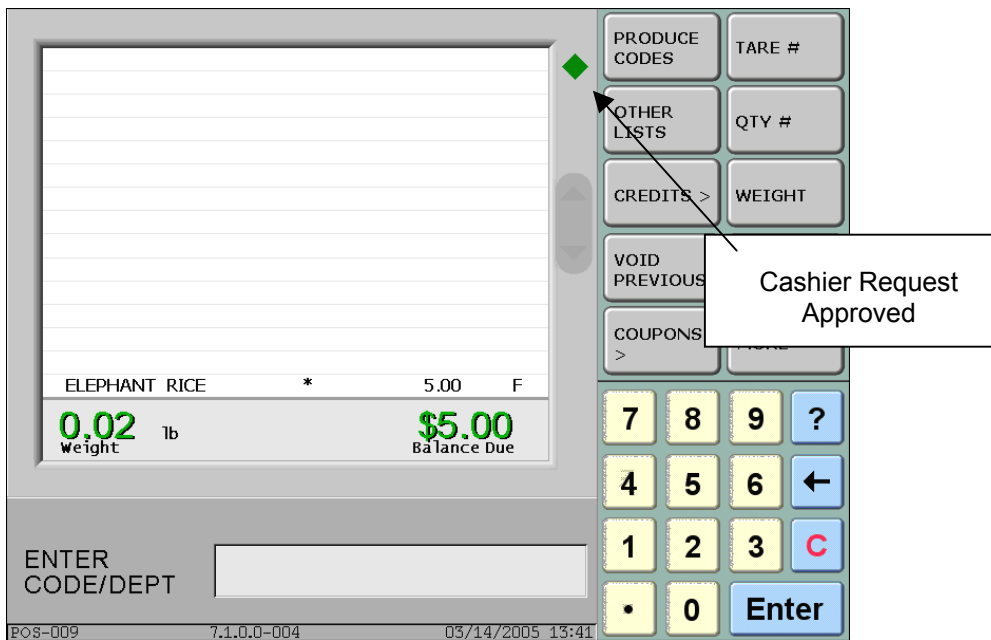
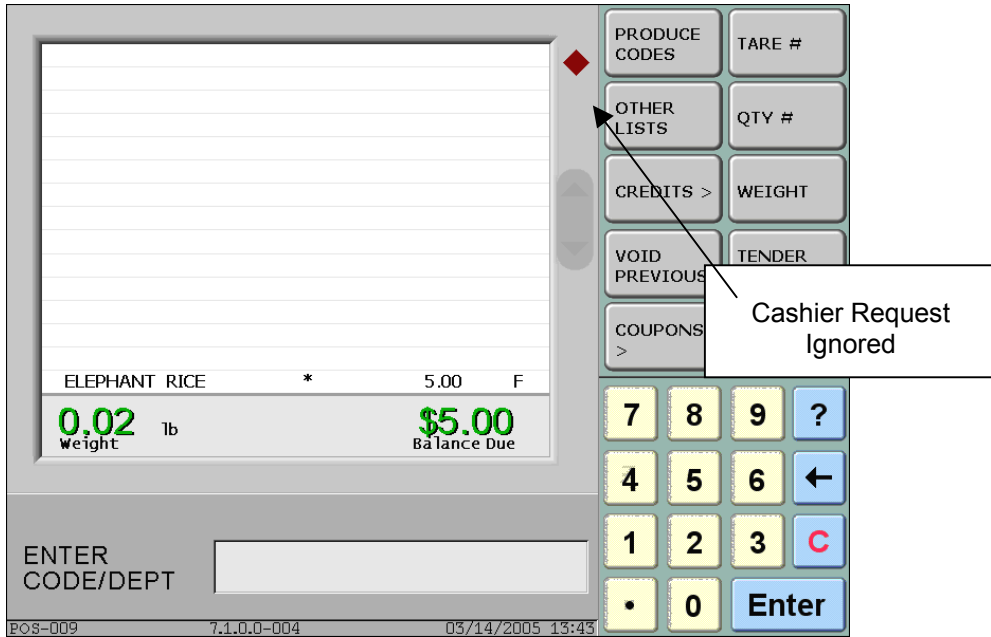
Examples

The following screens show the location and status examples of Cashier Notification Icons.

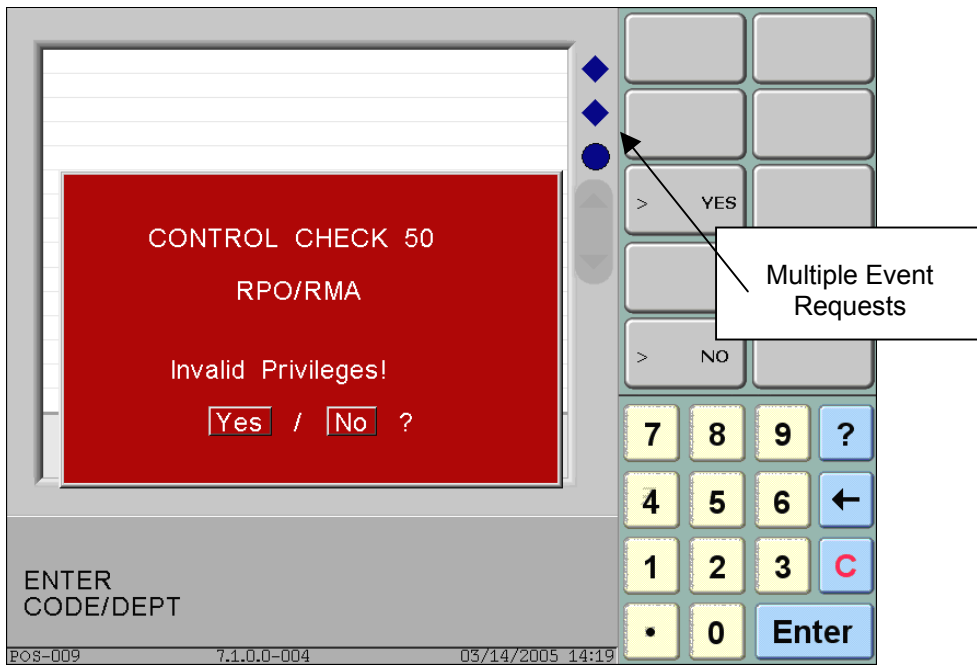






**Note:**

The Parameter "Cashier Notification Icon Time Limit" determines how long to display the cashier request icon (diamond) on the POS display before automatically being removed. This parameter has no affect the control check (circle) icons. The cashier can manually remove cashier request icons anytime by tapping the icon (regardless of its status color).

**Note:**

There can be multiple event requests at any given time and therefore multiple icons may display (see above). If the maximum number of icons has been reached, the oldest cashier requests will be removed before posting a new icon.

© StoreNext Retail Technologies LLC 2005

StoreNext Retail Technologies LLC endeavors to ensure that the information in this document is correct and fairly stated but does not accept liability for any error or omission.

The development of StoreNext products and services is continuous and published information may not be up to date. It is important to check the current position with StoreNext. This document is not part of a contract or license save insofar as may be expressly agreed.

**StoreNext Retail Technologies LLC
6100 Tennyson Parkway, Suite 130
Plano, Texas 75024**

**P/N 89000222
PIN 45001/093**