

Technical Bulletin

ISS45 Gift Cards/Blackhawk with NCR 7875 Scanner/Scales

ISS45-TECH-06:04

March 1, 2006

With the release V8.1.1.0-50 and V7.1.0.1-50, ISS45 software now supports Blackhawk EAN 128 Gift Card labels.

To use this feature with the NCR 7875 scanner/scale, a program change must be made. Perform the steps listed below with the provided labels (attached) to allow the NCR 7875 to read these EAN 128 labels.

1. Power off the NCR 7875
2. Power on the NCR 7875
3. Scan in the attached program labels in the following order:
 - a. Programming Mode (audible "Program Mode" should be heard)
 - b. Labels 1-6-3-5-D-4-2 (audible "Program Mode" should be heard)
 - c. Labels 6-0-5-1 (audible "Program Mode" should be heard)
 - d. Label END (a beep then audible "Program Mode" should be heard)
 - e. Label SAVE AND RESET (the scanner performs a reset)

To Your Success,


Speros

Speros Voss
StoreNext Technical Specialist

This document and information are supplied to StoreNext Retail Technologies personnel and third parties to assist them in doing business with StoreNext. They are not to be used or distributed for any other purpose.


StoreNext Retail Technologies LLC endeavors to ensure that the information in this document is correct and fairly stated, but does not accept liability for any error or omission.

Programming Mode




R0042

Hex 1




R0049

Hex 6




R0054

Hex 3




R0051

Hex 5




R0053

Hex D




R0061

Hex 4




R0052

Hex 2




R0050

Hex 6



R0054


Hex 0



R0048


23

Hex 5




R0053

Hex 1




R0049

End



R0043

Save and Reset



R0044