

-  *Connected Payments*
-  *Release Notes*
-  *Release 2.10*
- 
- 



Connected Payments Release Notes

Date of Issue	Product Identification Number	Part Number	Brief Description
February 2008	45001/112	89000428	Release 2.6
June 2008	45001/112	89000445	Release 2.7
July 2008	45001/112	89000460	Release 2.8
September 2008	45001/112	89000474	Release 2.9
October 2008	45001/112	89000477	Release 2.10

**© Copyright StoreNext Retail Technologies LLC 1995-2008
All rights reserved**

This publication is protected by federal copyright law. No part of this publication may be reproduced or transmitted into any human or computer language in any form or by any means, stored in a retrieval system, transmitted, redistributed, translated or disclosed to third parties, or de-compiled in any way including, but not limited to, photocopy, photograph, electronic, mechanical, magnetic or manual without the express written permission of StoreNext Retail Technologies LLC or its licensors, if any. This document, notwithstanding the above, may be distributed in electronic or printed form to personnel who are employed by either (1) a StoreNext customer of the subject system of this document or (2) personnel from an authorized StoreNext dealer of the subject system of this document. All copies, so distributed and/or so authorized, shall contain a full copy of this copyright notice.

StoreNext Retail Technologies LLC endeavors to ensure that the information in this document is correct and fairly stated but does not accept liability for any error or omission. StoreNext Retail Technologies LLC makes no representation or warranties with respect to the contents hereof, and specifically disclaims any implied warranties of merchantability or fitness for a particular purpose or non-infringement. No commitments by StoreNext or its suppliers are made from this documentation which is provided for information only.

Development of StoreNext products and documentation is continuous: StoreNext Retail Technologies LLC reserves the right to revise this publication and to make changes from time to time in the contents hereof or in the products herein described or discussed without notice and without any obligation of StoreNext Retail Technologies LLC to notify any person or organization of such revision or changes. Information published in this document will likely become obsolete over time and it is recommended that users regularly check for updates and newer versions.

StoreNext Retail Technologies LLC has prepared this manual for use by users, authorized third parties and personnel of StoreNext Retail Technologies LLC as a guide to the proper installation, operation, customization and/or maintenance of StoreNext Retail Technologies LLC equipment and software. The drawings and specifications contained herein are the property of StoreNext Retail Technologies LLC and/or its licensors.

Third-party products, services, or company names referenced in this document may be trademarked or copyrighted by their respective owners, and are for identification purposes only.

Copyrights, trademarks and license agreements shall be governed and construed in accordance with the laws of the State of Texas and the Federal Arbitration Act, and shall benefit Retailix, its successors, and assigns.

Address comments and corrections to:

StoreNext Retail Technologies LLC
Software Program Director
6100 Tennyson Parkway
Suite 130
Plano, Texas 75024

Table of Contents

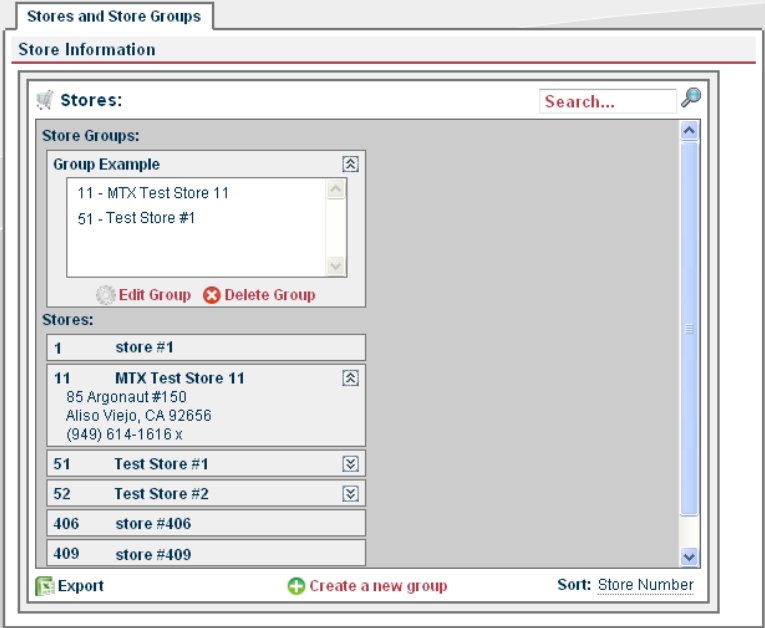
SECTION 1	4
Connected Payments Fixed Issues and Enhancements	4
Server Changes	4
Stand Beside Solutions	11
VeriFone Vx570	11
Host Changes	12
ACI	12
ADS.....	12
Chase Paymentech	12
Concord: H&C Format	12
MPS (Fifth Third)	13
Shazam.....	13
Solupay/Echo.....	13
SECTION 2	14
New Features	14
ADS	14
Additional Information.....	15

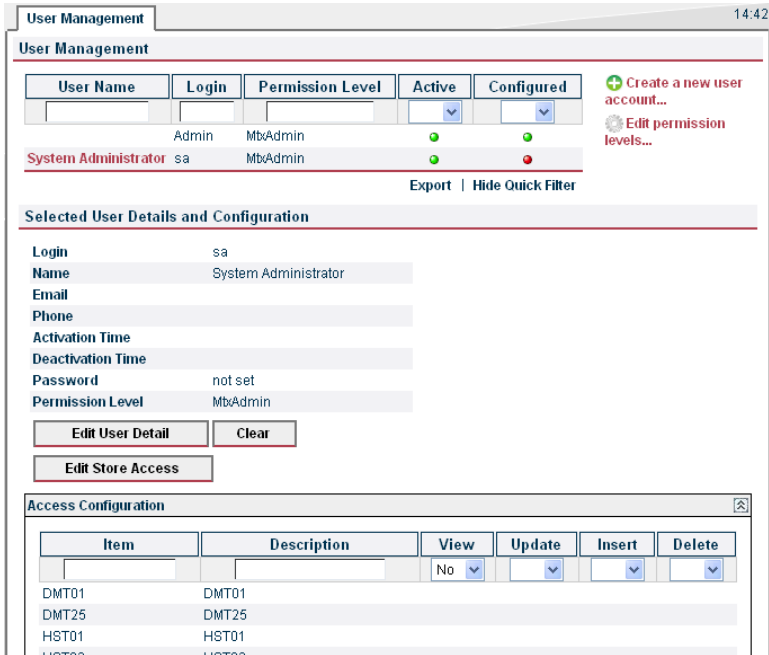
Section 1

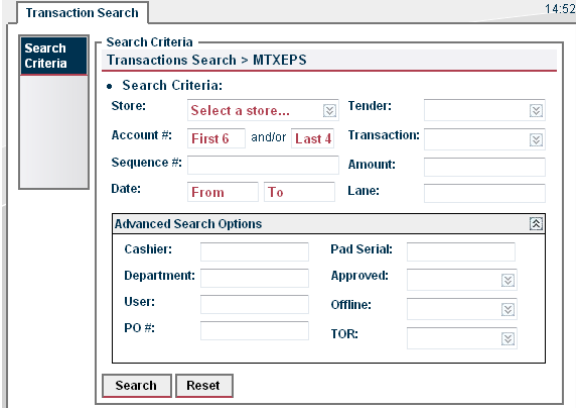
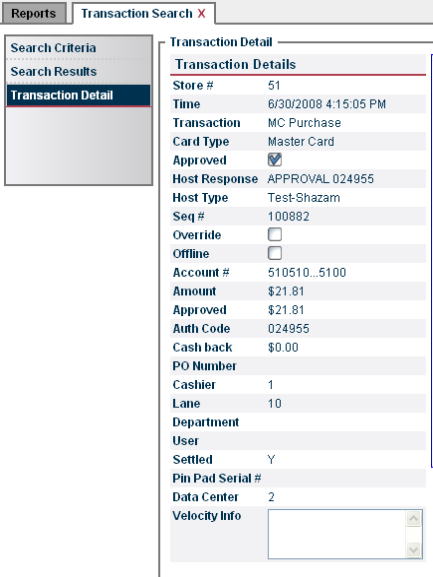
Connected Payments Fixed Issues and Enhancements


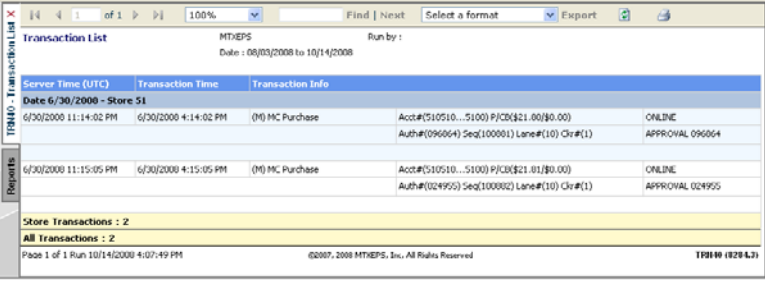
Server Changes

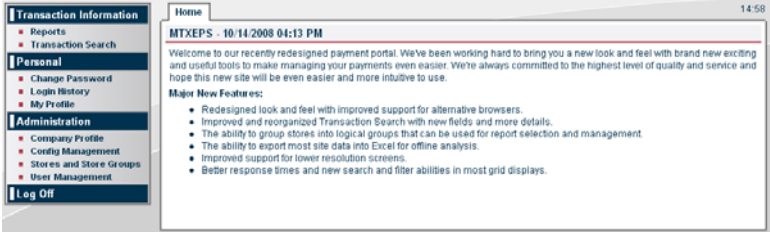
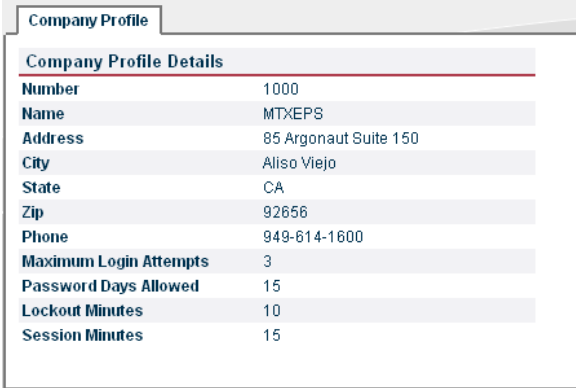

Enhancement	Description
<p>1. Web Services user interface redesign and enhancement</p>	<ul style="list-style-type: none"> • Web Services Enhancement • The Web Services user interface has been redesigned for clarity, simplicity and the addition of multiple enhancements. • The navigation tree has been reorganized and condensed, with some previous options removed after being consolidated into another option. • The new Web Services GUI has been optimized to display on a screen resolution of 1024x768 or better. • The following sections detail the enhancements and changes made to the user interface. <div data-bbox="618 1207 1382 1724" style="border: 1px solid gray; padding: 10px; margin-top: 20px;"> <p style="text-align: right;">Home Customer Service Terms Logout</p> <p style="text-align: right;">Welcome:</p> <hr/> <p style="text-align: center;"><i>"Take Control of Your Payments"</i></p> <div style="display: flex; justify-content: space-between;"> <div style="width: 30%;"> <p>Transaction Information</p> <ul style="list-style-type: none"> ■ Reports ■ Transaction Search <p>Personal</p> <ul style="list-style-type: none"> ■ Change Password ■ Login History ■ My Profile <p>Administration</p> <ul style="list-style-type: none"> ■ Company Profile ■ Config Management ■ Stores and Store Groups ■ User Management <p>Log Off</p> </div> <div style="width: 65%;"> <p style="text-align: right;">Home 14:50</p> <p>MTXEPS - 10/14/2008 04:46 PM</p> <p>Welcome to our recently redesigned payment portal. We've been working hard to bring you a new look and feel with brand new exciting and useful tools to make managing your payments even easier. We're always committed to the highest level of quality and service and hope this new site will be even easier and more intuitive to use.</p> <p>Major New Features:</p> <ul style="list-style-type: none"> • Redesigned look and feel with improved support for alternative browsers. • Improved and reorganized Transaction Search with new fields and more details. • The ability to group stores into logical groups that can be used for report selection and management. • The ability to export most site data into Excel for offline analysis. • Improved support for lower resolution screens. • Better response times and new search and filter abilities in most grid displays. </div> </div> </div>

Enhancement	Description
<p>2. Web Services user interface: Store Groups</p>	<ul style="list-style-type: none"> • Web Services Enhancement • A new page named Stores and Store Groups has been added. This page is similar to the previous Stores list page, but also includes the ability to group stores for easy report managing. • Store Groups are user defined grouping of stores that are intended to simplify reporting and report managing. Users determine what stores a group contains, and then may run reports for that group, getting results from all specified stores. • Group names are user defined for maximum flexibility, and automatically sorted alphabetically. • Users may group stores as they prefer, adding any number of stores to any number of groups. • Reports can be run by selecting one or more Store Groups. • Reports run with multiple groups may contain overlapping store entries if desired. Each store's data will appear only once in a report regardless of how many groups they are a part of. 

Enhancement	Description
<p>3. Web Services user interface: User Management</p>	<ul style="list-style-type: none"> • Web Services Enhancement • User and Group management has been reduced to one menu item titled User Management. • User 'Groups' has been renamed to 'Permission Level' for clarity and are available for editing by selecting the Edit Permission Levels link, as a sub-page of User Management. • Permission Levels are used to define access rights, in the same way that Windows groups do. Access rights are assigned to a Permission Level, and users are assigned the appropriate Permission Level, inheriting the associated rights. • The previously separate Store Access page that controls what stores each user has access to, is now a sub-section of the User Management page; it can be accessed by selecting the Edit Store Access button. • When a user is selected, the User Details and Configuration section appears at the bottom of the screen with the option to view the Access Configuration list that is a function of the Permissions level the user is assigned to.  <p>The screenshot shows the 'User Management' web interface. At the top, there's a header with the title 'User Management' and a timestamp '14:42'. Below the header is a table with columns: 'User Name', 'Login', 'Permission Level', 'Active', and 'Configured'. The table lists two users: 'Admin' (MbAdmin, Active, Configured) and 'System Administrator' (sa, MbAdmin, Active, Configured). To the right of the table are links: 'Create a new user account...', 'Edit permission levels...', 'Export', and 'Hide Quick Filter'. Below the table is a section titled 'Selected User Details and Configuration' for the 'System Administrator' user. It shows fields for Login (sa), Name (System Administrator), Email, Phone, Activation Time, Deactivation Time, Password (not set), and Permission Level (MbAdmin). There are buttons for 'Edit User Detail', 'Clear', and 'Edit Store Access'. At the bottom is an 'Access Configuration' section with a table with columns: 'Item', 'Description', 'View', 'Update', 'Insert', and 'Delete'. The table lists items: DMT01, DMT25, HST01, and LST01.</p>

Enhancement	Description
<p>4. Web Services user interface: Transaction Search</p>	<ul style="list-style-type: none"> Web Services Enhancement The Transaction Search page has been updated and refined. All previous searchable criteria have been retained, with the most commonly used criteria listed at the top of the page. New and uncommon search criteria are available at the bottom in the Advanced Search Options section. New advanced search criteria include: Approved, Offline, and TOR flags  <ul style="list-style-type: none"> The Transaction Details portion has been updated with three new pieces of data: Velocity Info, Host Type and Data Center Data Center indicates which data center the transaction was processed to, center 1 or center 2. Host type indicates the host the transaction was processed to. Velocity Info is only applicable to check transactions and is only available if the host supplied velocity data on a check decline. 

Enhancement	Description
<p>5. Web Services user interface: dynamic search bar</p>	<ul style="list-style-type: none"> Web Services Enhancement The new search bar called the Quick Filter has been added to a variety of pages to provide a powerful, simple method of dynamically refining search lists. The search bar consists of text boxes at the top of each sortable column. When a user enters a string into one of the text boxes, the corresponding column is searched for that string and only lines containing the search string are displayed. Multiple columns can be used at the same time to further narrow the search. This dynamic search bar has been added to the following pages: Transaction Search User Management User Management, Access Configuration section Group Activity Configuration 
<p>6. Web Services user interface: Add Transaction List Report</p>	<ul style="list-style-type: none"> Web Services Enhancement A new report has been added to the Reports page: Transaction List (TRN40) This report displays a list of transactions in a format similar to that used on the Info Messages section of the WinEPS main screen. This report is designed to give the user an 'at a glance' overview of a selection of transactions in the order they were processed for the dates chosen. 

Enhancement	Description
<p>7. Web Services user interface: Home Page</p>	<ul style="list-style-type: none"> • Web Services Enhancement • Signing into the Web Services now brings users to the initial Home Page. This page displays recent announcement information pertaining to the Web Services. 
<p>8. Web Services user interface: Add Company Number to Company Profile</p>	<ul style="list-style-type: none"> • Web Services Enhancement • The Company Profile page now includes the company number 
<p>9. Web Services user interface: Quick Links</p>	<ul style="list-style-type: none"> • Web Services Enhancement • At the top right of the Web Services screen, several links have been added that allow the user to review the terms of service, view the current documentation and return to the initial home page. • Home: Opens the initial Web Services Home page. • Customer Service: Opens a page where the user can download the latest Web Services documentation, such as the user's guide and release notes. • Terms: Allows the review of the Terms of Service screen • Logout: Logs the user out of Web Services. 

Enhancement	Description
10. Web Services user interface: Update report TRN30 name	<ul style="list-style-type: none"> • Web Services Enhancement • The name for report TRN30 has been updated from “Overridden Transactions Log” to “Override Transaction Log”.
11. Lock Web Service user accounts with no activity for 90 days	<ul style="list-style-type: none"> • Enhancement • Web Service user accounts that have no activity (logins) for 90 days will be automatically locked. Accounts that are locked will no longer allow login for that user. • Accounts locked in this way may be unlocked by an administrative user.
12. Sort reports by date/time by default	<ul style="list-style-type: none"> • Fixed • Previously data displayed on reports was incorrectly being sorted by which data center the transaction was processed to instead of by the time of processing. This has been corrected so that transaction data is displayed by date/time of processing by default.
13. Update Discover Card Ranges	<ul style="list-style-type: none"> • Enhancement • Discover Card BIN ranges have been updated to the latest BIN ranges published by Discover

Stand Beside Solutions

VeriFone Vx570

Enhancement	Description
1. -No Change-	<ul style="list-style-type: none"><li data-bbox="570 464 639 485">• ---

Host Changes

ACI

Enhancement	Description
1. -No Change to Host -	<ul style="list-style-type: none"> ---

ADS

Enhancement	Description
1. New Host: ADS	<ul style="list-style-type: none"> Enhancement The ADS host has been added as a supported host. The ADS host supports only the Private Credit tender for online Purchase and returns. No offline transactions or voids are currently supported. See Section 2 for additional information.

Chase Paymentech

Enhancement	Description
1. -No Change to Host -	<ul style="list-style-type: none"> ---

Concord: H&C Format

Enhancement	Description
1. -No Change to Host -	<ul style="list-style-type: none"> ---

MPS (Fifth Third)

Enhancement	Description
1. -No Change to Host -	<ul style="list-style-type: none"> • ---

Shazam

Enhancement	Description
1. -No Change to Host -	<ul style="list-style-type: none"> • ---

Solupay/Echo

Enhancement	Description
1. -No Change to Host -	<ul style="list-style-type: none"> • ---

Section 2

New Features

ADS

The ADS host supports only the Private Credit tender for online Purchase and returns.

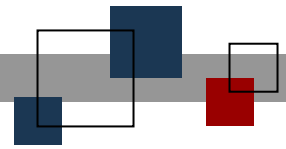
No offline transactions or voids are currently supported.

	Purchase / GC Redeem	Purch w/ CB	Cash Back Only	Return	Force [Voice/ Voucher]	Return Voucher	Balance Inquiry	Activation	Deactivation	Recharge	PreAuth / Completion
ACH	X	X	X	X	X	NA	NA	NA	NA	NA	X
Check (Electronic Check Conversion)	X	X	X	NA	X	NA	NA	NA	NA	NA	NA
Check (Standard)	X	X	X	NA	X	NA	NA	NA	NA	NA	NA
Connect Pay	X	NA	NA	X	NA	NA	NA	NA	NA	NA	NA
Credit Card	X	X	NA	X	X	NA	NA	NA	NA	NA	X
Debit	X	X	X	X	NA	NA	NA	NA	NA	NA	X
EBT – Cash	X	X	X	X	X	NA	X	NA	NA	NA	X
EBT – Food Stamp	X	NA	NA	X	X	NA	X	NA	NA	NA	NA
Fleet	X	NA	NA	X	X	NA	NA	NA	NA	NA	X
Gift Card	X	NA	NA	X	X	NA	X	X	X	X	X
Phone Card	NA	NA	NA	NA	NA	NA	NA	X	X	X	NA
Private Credit	O	X	X	O	NA	NA	NA	NA	NA	NA	X
Private Debit	X	X	X	X	NA	NA	NA	NA	NA	NA	X
Wireless	NA	NA	NA	NA	NA	NA	NA	X	X	X	NA

Legend:	
O	– Online only
B	– Both On & Offline
B/Disc	– As B, with Discover Card only
(V)	– Transaction Can be Voided
(VO)	– Can be Voided Online Only
X	– Not Supported
NA	– Not Applicable to Transaction Type

Additional Information

ADS is a Terminal capture batch settled host. Transaction information is compiled during normal processing and forward to ADS during the end of day settlement processing. Merchant accounts are credited for sales based on the data received during settlement.



© StoreNext Retail Technologies LLC 2008

StoreNext Retail Technologies LLC endeavors to ensure that the information in this document is correct and fairly stated but does not accept liability for any error or omission.

The development of StoreNext products and services is continuous and published information may not be up to date. It is important to check the current position with StoreNext. This document is not part of a contract or license save insofar as may be expressly agreed.