



**Subject: New F53 Cassette**

**Overview**

Fujitsu Frontech is releasing a new bill Cassette for the F53 Bill Dispenser. This new Cassette as a unit is completely upward/downward compatible with the current Cassette.

The new Cassette has the following changes:

- Cassette Rollers easily replaced
  - Either as individual rollers, or as a Roller Module
  - The Rollers are the same as the current (old) Cassette but the Module is not
- Denomination Magnet hold down screws changed to SEMS type
  - SEMS screws have captive lock washers to prevent loosening due to vibration
- Cassette lid molded pad offsets increased in height to accommodate new SEMS type screws
- Bill Length scale change to allow shorter notes
- Bill Side Adjusters changed
  - Strengthened
  - Added Max Fill indication – Indicated approx 300 used notes
  - Compatible with current (old) Cassette
- Front ‘Press to Release’ Label changed
  - Minor Label change only
  - Can be used to easily identify ‘Old’ vs. ‘New’ Cassette type
- New Cassettes with these changes will be at Revision 11G

Several new Kits have also been created to assist the field and/or repair centers by containing all the parts needed to upgrade or repair that specific area of the Cassette.

**Impact**

This change is implemented as an enhancement to the Maintainability and Serviceability improvement over the older Cassette. There is no plan to retrofit, or otherwise proactively upgrade or replace any existing units.

- Production See Cut In information below.
- Installed Units No Impact
- Repair Center No impact unless this change causes a repair strategy change.
- Service Spares
  - If a Side Adjuster is broken or needs to be replaced in an ‘old’ Cassette, both Side Adjusters should be replaced with the new type.
  - Replacement Roller Modules should be spared for the field – pending local Service/Repair strategy.
  - All current stock should be used (including configured Cassettes). Any new orders or configurations should use the new Cassettes.

<u>INQUIRIES TO:</u>		DATE
Fujitsu Frontech North America		
Exchange: Sustaining Engineering	_____ Sustaining Engineering	_____
Mail: Fujitsu USA20, Sustaining Engineering	_____	_____
FAX: (949) 458-6257	_____ Product Manager	_____
Internet: <a href="mailto:SustainingEngineering@us.fujitsu.com">SustainingEngineering@us.fujitsu.com</a>	_____	_____
FTP: <a href="ftp://ftp.ftxs.fujitsu.com/Pos/PosSustaining/">ftp://ftp.ftxs.fujitsu.com/Pos/PosSustaining/</a>	_____ Author	_____
Original signature copies maintained by Sustaining Engineering.		



**Cut-In**

All Cassettes (not as part of the dispenser) manufactured (Frontech) after March 1st, 2010 & S/N 30500 will be of this new version. The various Bill Dispenser configurations and Additional Denomination Units that ship with installed Cassettes will have the new Cassette cut into production per the following table. All dates refer to Fujitsu Frontech Manufacturing/Production.

F53 BDU

<b>FTEC Part #</b>	<b>FFNA Part #</b>	<b>Cut In Serial #</b>	<b>Cut In Date (Planned)</b>
KD03235-B004	12000009	KA30556	3/3/2010
KD03236-B053	12000130	KA30606	2/25/2010
KD03236-B202	12000116	KA30757	2/18/2010
KD03235-B002	12000001	KA30784	2/25/2010
KD03235-B003	11001408	KA30891	2/25/2010
KD03236-B004	12000129	KA30997	3/3/2010
KD03234-B202	12000003	KA31046	2/25/2010

Additional Denomination Unit

<b>FTEC Part #</b>	<b>FFNA Part #</b>	<b>Cut In Serial #</b>	<b>Cut In Date (Planned)</b>
KD03234-B900	12000005	KA21399	2/18/2010



**Part Number Changes**

Description		FTEC /FFNA #	D1 #	Comment
Cassette w/o Lock – Non-RoHS	Old	KD02881-C500	N/A	Obsolete – Ref Only
Cassette w/Lock – Non-RoHS	Old	KD02881-C510	USA0219843	Obsolete – Ref Only
Cassette w/o Lock	Old	KD03234-C500 / 12000006	KD03234-C500	
	New	KD03234-C520 / 12000232	12000232	
Cassette w/Lock	Old	KD03234-C510	KD03234-C510	Mistakenly entered as –C501 in PDM
	New	KD03234-C530	KD03234-C530	
Pick Roller Module Belt, Timing, Cassette One-Way/Inner Roller, Cassette Pick/Outer Roller, Cassette Shaft Assy (One-Way Roller) Shaft Assy (One-Way Roller)	New	KD02881-D553	KD02881-D553	
	Both	CA82203-3053	USA0217495	No Change – Ref Only
	Both	KD02881-Y542	USA0217491	No Change – Ref Only
	Both	KD02881-Y544	USA0214718	No Change – Ref Only
	Old	KD02881-E550	N/A	Not typically spared – Ref Only
	New	KD02881-E554	N/A	Not typically spared – Ref Only
Magnet Retainer Screw	Old	F6-SBD3-06121	F6-SBD3-06121	
	New	F6-SW2N3-06121	USA0217488	
Bill Side Adjuster	Old	KD02881-Y515	USA0214584	
	New	KD02881-Y555	KD02881-Y555	New compatible into Old Cassette
Label, Front ‘Press to Release’	Old	KD02881-Y580	KD02881-Y580	
	New	KD02881-Y582	N/A	
Bottom Frame	Old	KD02881-Y510	KD02881-Y510	
	New	KD02881-E551	KD02881-E551	New compatible into Old Cassette

**New Kits**


Description		FTEC /FFNA #	D1 #	Comment
<b>Bill Side Adjuster Kit</b>	New	KD02881-K851	KD02881-K851	
Adjuster Side (qty 2)	New	KD02881-Y555	KD02881-Y555	
Bracket (qty 2)	N/A	KD02881-Y516	USA0214039	
Screw (qty 2)	N/A	F6-SBD3-12121	F6-SBD3-12121	
<b>Bottom Frame Kit</b>	New	KD02881-E551	KD02881-E551	
Screw (qty 6)	N/A	F6-SBD3-10121	USA0217352	
Label	New	KD02881-Y582	N/A	
<b>Pick Roller Module Kit</b>	New	KD02881-K848	KD02881-K848	
Pick Roller Module	New	KD02881-D553	KD02881-D553	
Screw (qty 2)	N/A	F6-SBD3-10121	USA0217352	
<b>Cassette Lid Kit</b>	New	KD02881-K853	KD02881-K853	
Cassette Lid	N/A	KD02881-Y505	KD02881-Y505	
Label	N/A	KD02881-Y582	N/A	
Handle	N/A	KD02881-Y506	USA0214587	
Screw (qty 2)	N/A	F6-SW2N3-06121	USA0217488	
Nut (qty 2)	N/A	F6-N13-121	USA0214582	



**Configured Cassettes** (Not engineering controlled, included for Reference only)

Description		FTEC /FFNA #	D1 #	Comment
Cassette, No Keylock, \$1, US	Old	N/A	USA0219105	
	New	N/A	USA0301673	
Cassette, No Keylock, \$5, US	Old	N/A	USA0219106	
	New	N/A	USA0301674	
Cassette, No Keylock, \$10, US	Old	N/A	USA0219107	
	New	N/A	USA0301675	
Cassette, No Keylock, \$20, US	Old	N/A	USA0219108	
	New	N/A	USA0301676	
Cassette, w/Keylock, \$1, US	Old	N/A	USA0219840	
	New	N/A	USA0301677	
Cassette, w/Keylock, \$5, US	Old	N/A	USA0219841	
	New	N/A	USA0301678	
Cassette, w/Keylock, \$10, US	Old	N/A	USA0219842	
	New	N/A	USA0301679	
Cassette, w/Keylock, \$20, US	Old	N/A	USA0219843	
	New	N/A	USA0301680	
Cassette, w/Keylock, \$5, CDN	Old	N/A	CAN08H53C-5	
	New	N/A	CAN0301681	
Cassette, w/Keylock, \$10, CDN	Old	N/A	CAN08H53C-10	
	New	N/A	CAN0301682	
Cassette, w/Keylock, \$20, CDN	Old	N/A	CAN08H53C-20	
	New	N/A	CAN0301683	
Cassette, w/Keylock, \$0.25, CTC	Old	N/A	CAN08H53C-CT25	
	New	N/A	CAN0301684	
Cassette, w/Keylock, \$0.25, CTC	Old	N/A	CAN08H53C-CTC25	
	New	N/A	CAN0301685	

**External Cassette Changes**

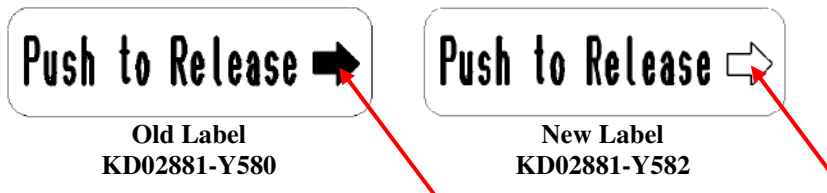


**Old Cassette**  
**KD03234-C500/C510**  
**Old Bottom Frame**  
**KD02881-Y510**

**New Cassette**  
**KD03234-C520/C530**  
**New Bottom Frame**  
**KD02881-Y551**

**New 'Push to Release' Label**

Below are the Old and New labels on the end of the Cassette. This is also a good visual indicator of the version of the Cassette without removing it from the F53 BDU (New Cassette has the OPEN arrow).




**Old Label**  
**KD02881-Y580**

**New Label**  
**KD02881-Y582**

**Magnet bracket screws / Cassette lid**

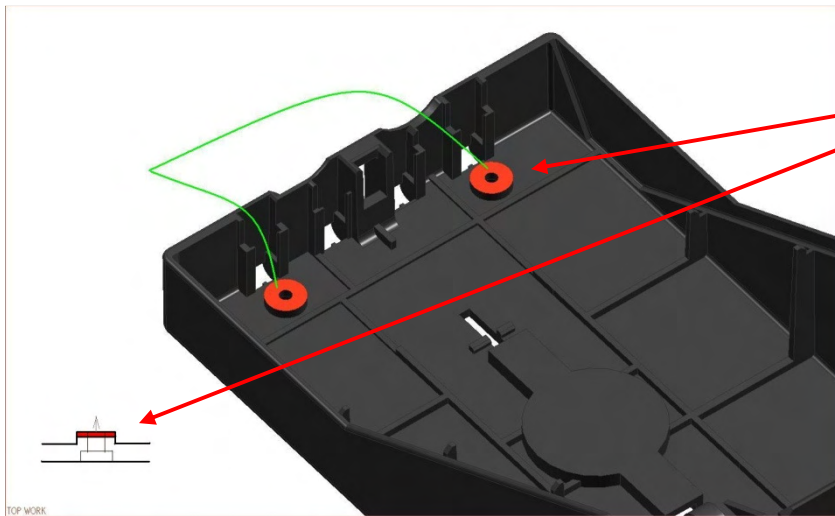
Below illustrates changes for the magnet bracket screws and cassette lid bracket offsets



New SEMS screws F6-SW2N3-06121

Add SEMS Pan Head  
Screw

Add SEMS Pan Head  
Screw




Cassette Lid – KD02881-Y505  
Increased pad height for magnet  
bracket/screws.

TOP WORK



### Bill Length Adjuster

In the new Cassette, use the Front Adjustment Guide for notes 128mm and longer, and the Rear Adjustment Guide for notes 127mm or shorter.

**Old Cassette  
KD03234-C500/C510**

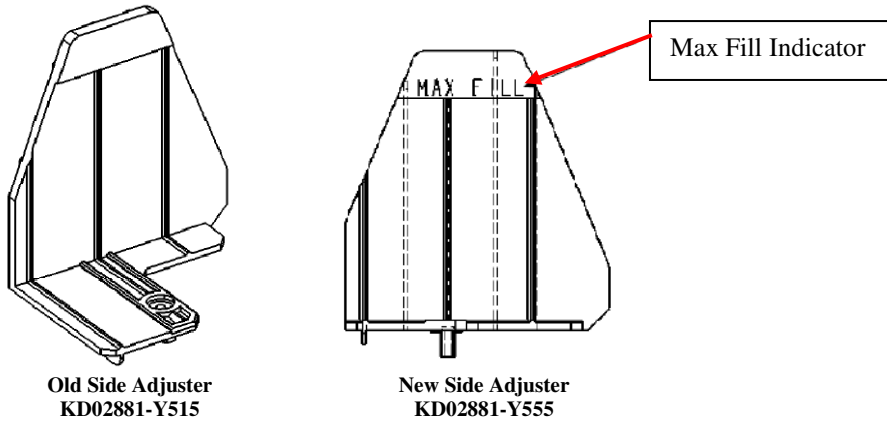


**New Cassette  
KD03234-C520/C530**



Bill Length	Old Cassette KD03234-C500/C510	New Cassette KD03234-C520/C530	
		Rear Guide	Front Guide
120-123	8	150	N/A
124-125	10	154	N/A
126-127	12	156	N/A
128-129	14	N/A	130
130-131	16	N/A	132
132-133	18	N/A	134
134-135	20	N/A	136
136-137	22	N/A	138
138-139	24	N/A	140
140-141	26	N/A	142
142-143	28	N/A	144
144-145	30	N/A	146
146-147	32	N/A	148
148-149	34	N/A	150
150-151	36	N/A	150
152-153	38	N/A	152
154-155	40	N/A	154
156-157	42	N/A	156
158-159	44	N/A	158
160-161	46	N/A	160
162-163	48	N/A	162
164-165	50	N/A	164


## Side Adjuster




## Roller Module

The Removal/Replacement of the Roller Module in a New Cassette is now a simple process that can be performed onsite by a qualified technician or at a central repair facility, depending upon service strategy and customer contract.


1. Open Cassette and make sure all currency has been removed by store personnel.
2. Lift the front Note Pressure Plate to the top locked position.
3. Remove the 2 screws from the inside of the Cassette that secure the Roller Module.



4. Remove the Roller Module by pulling down and out from the front outside of the Cassette.



5. Remove the Shipping Bracket from the new Roller Module (instruction diagram included with kit). – If the removed roller module is being returned for repair/rebuilding, installed the removed Shipping Bracket onto the removed unit before packaging for return shipment.



6. Install the new Roller Module by reversing the above.